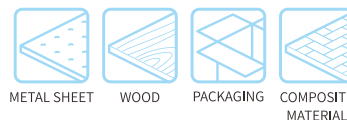


AM/AL/AH Series

Multistage Vacuum Pump



ABM/ABX

ABM/ABX
Combined type

ASM/ASX

ASM/ASX
Combined type

AM/AL/AH

AM/AL/AH
Combined type

AZL

ACP

ACPF

ACPS

ACV

AQV

AZH

AZU

ASBP

Features

- AM Series**
- ◇ Low air supply pressure, reach max. vacuum level at 3.4 bar.
 - ◇ Optional energy-saving system(ES) or other control device.
 - ◇ Suitable for occasions requiring large vacuum flow.
- AL Series**
- ◇ High vacuum flow
 - ◇ Optional energy-saving system(ES) or other control device.
 - ◇ Short evacuation time.
- AH Series**
- ◇ Especially for non-leakage and non-porous applications.

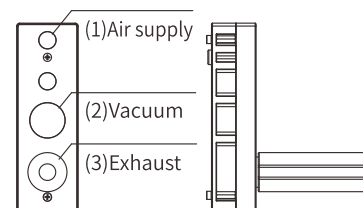
How to order

AM 25L – D – N – A – ES

① ② ③ ④ ⑤ ⑥

① Series	② Specification			③ Connection plate	④ Sealing
AM - Universal type (-92kPa)	25L	50L	75L	D	N - NBR
	100L	125L	150L	B	E - EPDM
AL - Flow type (-81kPa)	25	50	75	AD	F - Fluorine rubber
	100	125	150	E	
AH - High vacuum level type (-100.8kPa)	40	120		(Refer to table ①)	

⑤ Non-return valve	⑥ Control device
Nil - Standard, without non-return valve	Nil - Standard, without control device
A - With non-return valve	PD - Electric control air supply
	PQ - Pneumatic control air supply
	VD - Electric control vacuum breaking
	VQ - Pneumatic control vacuum breaking
	PVD - Electric control (air supply+vacuum breaking) Combination
	PVQ - Pneumatic control (air supply+vacuum breaking) Combination
	ES - Energy-saving system



AM/AL/AH Series

Multistage Vacuum Pump

Connection plate table ①

Model	Specification	Connection plate	Air supply(1)	Vacuum(2)	Exhaust(3)	Connection plate material
AM AL	25- 100	D	NPSF1/8	G3/4	G3/4	PPS
		B	NPSF1/8	NPT3/4	NPT3/4	PPS
		AD	G1/4	G3/4	G3/4	Aluminum alloy
		E	NPT1/4	NPT3/4	NPT3/4	Aluminum alloy
AM AL	125-150	D	G1/4	G1"	G1"	PPS
		B	NPT1/4	NPT1"	NPT1"	PPS
		AD	G1/4	G1"	G1"	Aluminum alloy
		E	NPT1/4	NPT1"	NPT1"	Aluminum alloy
AH	40-120	D	NPSF1/8	G3/4	G3/4	PPS
		B	NPSF1/8	NPT3/4	NPT3/4	PPS
		AD	G1/4	G3/4	G3/4	Aluminum alloy
		E	NPT1/4	NPT3/4	NPT3/4	Aluminum alloy

AM/AL/AH Technical parameters

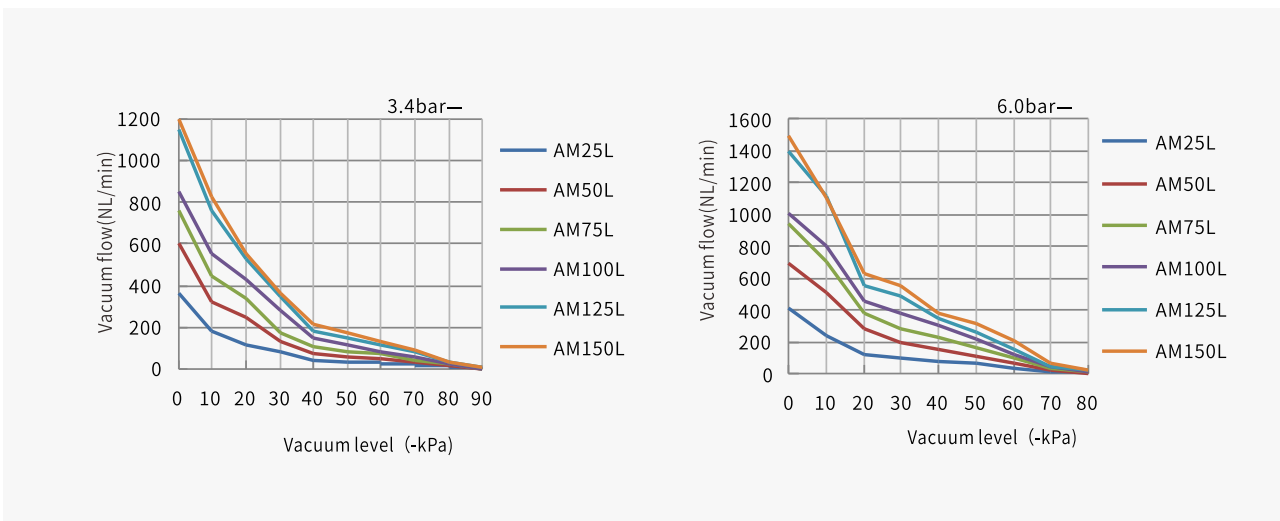
Model	Air supply pressure (bar)	Max. vacuum level (-kPa)	Max. vacuum flow (NL/min)	Max. air consumption (NL/min)	Weight (g)	Noise level dB(A)	Recommended hose dia. (mm)	
							(Hose outer dia.) Air supply	(Wired hose inner dia.) Vacuum
AM25L	3.4	92	360	116	675	80	8	19
AM50L			600	230	675	81	10	19
AM75L			760	365	837	81	10	25
AM100L			850	445	837	81	10	25
AM125L			1,150	545	1,075	82	12	32
AM150L			1,200	655	1,075	82	12	32
AM25L	6.0	89	420	185	675	80	8	19
AM50L			700	370	675	81	10	19
AM75L			950	610	837	81	10	25
AM100L			1,010	720	837	81	10	25
AM125L			1,400	780	1,075	82	12	32
AM150L			1,500	810	1,075	82	12	32
AL25	6.0	81	360	105	675	81	8	19
AL50			640	215	675	81	10	19
AL75			850	320	837	81	10	25
AL100			990	390	837	82	10	25
AL125			1,170	480	1,075	82	12	32
AL150			1,230	620	1,075	81	12	32
AH40	6.0	99.8	150	155	675	81	10	19
AH120		100.8	530	440	837	81	12	19

AM/AL/AH Series

Multistage Vacuum Pump

Vacuum flow (NL/min) at different vacuum levels (-kPa)

Model	Air supply pressure (bar)	Air consumption 0 (NL/min)	10	20	30	40	50	60	70	80	90	Max. vacuum level (-kPa)	
AM25L	3.4	116	360	180	115	80	43	30	22.5	15.5	7.5	21.2	92
AM50L		230	600	320	250	135	75	60	46	30	13	1.5	
AM75L		365	760	445	340	175	110	85	70	43	20	1.8	
AM100L		445	850	550	430	280	145	115	85	60	28	2.2	
AM125L		545	1,150	760	530	350	180	148	115	78	34.5	3.5	
AM150L		655	1,200	830	550	360	215	170	130	90	36	5	
AM25L	6.0	185	420	240	125	100	82	65	38	12.5	3.5	—	89
AM50L		370	700	510	290	195	160	115	70	22	8	—	
AM75L		610	950	710	380	285	230	170	100	32	11	—	
AM100L		720	1,010	800	460	385	310	215	125	42	15.5	—	
AM125L		780	1,400	1,120	560	490	355	260	150	50	25	—	
AM150L		810	1,500	1,110	630	560	385	315	210	65	26	—	



ABM/ABX

ABM/ABX
Combined type

ASM/ASX

ASM/ASX
Combined type

AM/AL/AH

AM/AL/AH
Combined type

AZL

ACP

ACPF

ACPS

ACV

AQV

AZH

AZU

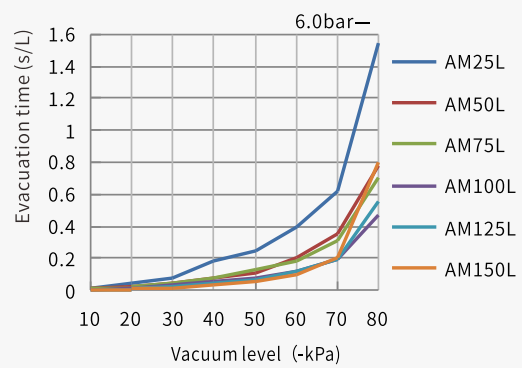
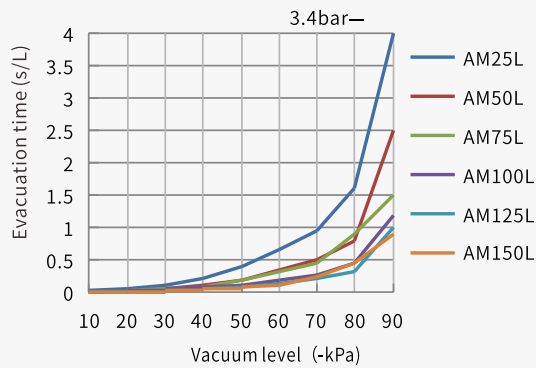
ASBP

AM/AL/AH Series

Multistage Vacuum Pump

Evacuation time (s/L) to reach different vacuum levels (-kPa)

Model	Air supply pressure (bar)	Air consumption (NL/min)	10	20	30	40	50	60	70	80	90	Max. vacuum level (-kPa)
AM25L	3.4	116	0.022	0.06	0.11	0.21	0.4	0.65	0.95	1.6	4	92
AM50L		230	0.014	0.031	0.06	0.1	0.2	0.34	0.5	0.8	2.5	
AM75L		365	0.012	0.029	0.058	0.095	0.18	0.31	0.46	0.89	1.5	
AM100L		445	0.01	0.025	0.043	0.075	0.11	0.19	0.27	0.45	1.2	
AM125L		545	0.006	0.015	0.029	0.052	0.085	0.145	0.202	0.33	1	
AM150L		655	0.005	0.013	0.027	0.045	0.07	0.105	0.23	0.46	0.9	
AM25L	6.0	185	0.018	0.05	0.08	0.018	0.25	0.4	0.62	1.55	—	89
AM50L		370	0.01	0.022	0.048	0.08	0.11	0.2	0.35	0.78	—	
AM75L		610	0.009	0.019	0.045	0.075	0.13	0.18	0.31	0.7	—	
AM100L		720	0.007	0.018	0.038	0.055	0.08	0.12	0.19	0.47	—	
AM125L		780	0.005	0.013	0.026	0.045	0.062	0.115	0.194	0.56	—	
AM150L		810	0.003	0.009	0.014	0.03	0.06	0.095	0.2	0.8	—	



AM/AL/AH Series

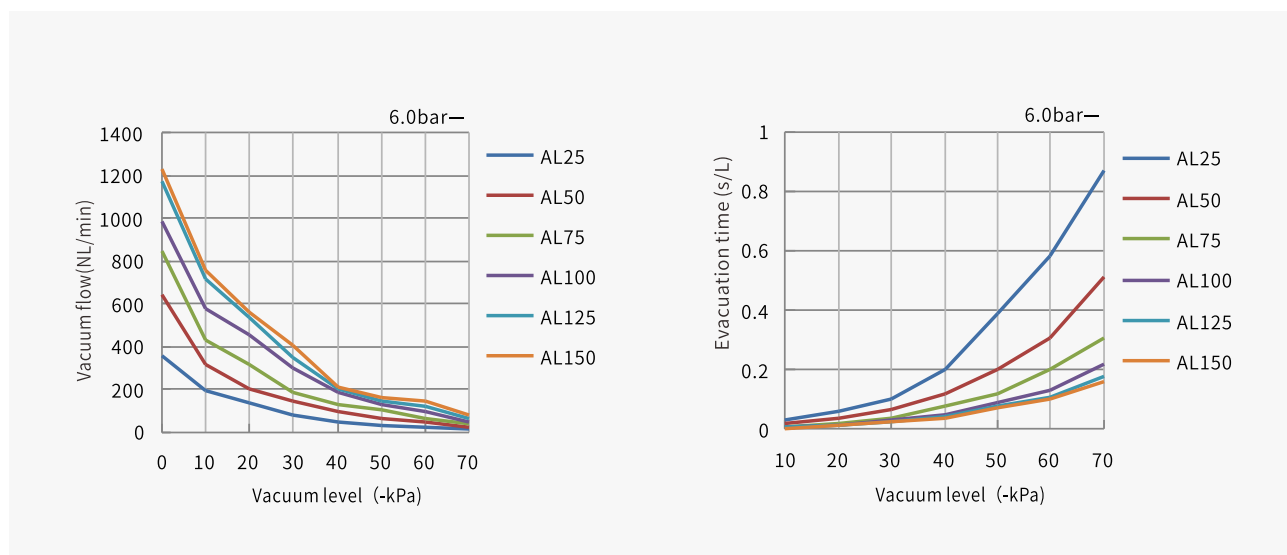
Multistage Vacuum Pump

Vacuum flow (NL/min) at different vacuum levels (-kPa)

Model	Air supply pressure (bar)	Air consumption (NL/min)	0	10	20	30	40	50	60	70	Max. vacuum level (-kPa)
AL25	6.0	105	360	196	135	85	45	36	27	17	81
AL50		215	640	320	205	145	95	65	45	25	
AL75		320	850	430	320	190	130	105	65	40	
AL100		390	990	580	460	300	185	130	95	52	
AL125		480	1,170	720	541	350	200	150	125	65	
AL150		620	1,230	760	560	410	210	160	148	85	

Evacuation time (s/L) to reach different vacuum levels (-kPa)

Model	Air supply pressure (bar)	Air consumption (NL/min)	10	20	30	40	50	60	70	Max. vacuum level (-kPa)
AL25	6.0	105	0.03	0.06	0.1	0.2	0.39	0.58	0.87	81
AL50		215	0.018	0.039	0.066	0.12	0.2	0.31	0.51	
AL75		320	0.01	0.02	0.04	0.08	0.12	0.2	0.31	
AL100		390	0.008	0.017	0.032	0.05	0.09	0.13	0.22	
AL125		480	0.006	0.016	0.026	0.045	0.078	0.11	0.18	
AL150		620	0.005	0.014	0.024	0.04	0.071	0.1	0.16	



- ABM/ABX
- ABM/ABX Combined type
- ASM/ASX
- ASM/ASX Combined type
- AM/AL/AH
- AM/AL/AH Combined type
- AZL
- ACP
- ACPF
- ACPS
- ACV
- AQV
- AZH
- AZU
- ASBP

AM/AL/AH Series

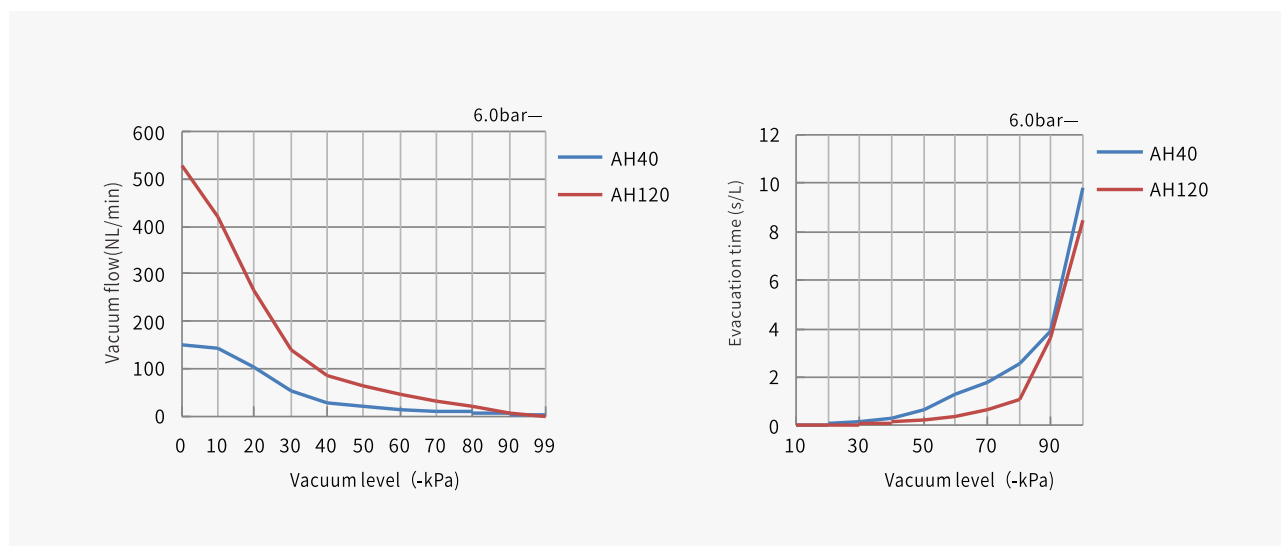
Multistage Vacuum Pump

Vacuum flow (NL/min) at different vacuum levels (-kPa)

Model	Air supply pressure (bar)	Air consumption (NL/min)	0	10	20	30	40	50	60	70	80	90	99	Max. vacuum level (-kPa)
AH40	6.0	155	150	145	105	52.5	27.5	20.5	15	8.5	5.5	3	0.2	99.8
AH120	6.0	440	530	420	265	141	85	65	45	33	21.5	6	0.5	100.8

Evacuation time (s/L) to reach different vacuum levels (-kPa)

Model	Air supply pressure (bar)	Air consumption (NL/min)	10	20	30	40	50	60	70	80	90	99	Max. vacuum level (-kPa)
AH40	6.0	155	0.035	0.08	0.18	0.32	0.64	1.3	1.8	2.6	3.9	9.8	99.8
AH120	6.0	440	0.02	0.04	0.08	0.14	0.25	0.38	0.66	1.08	3.6	8.5	100.8



AM/AL/AH Series

Multistage Vacuum Pump

ABM/ABX

ABM/ABX
Combined type

ASM/ASX

ASM/ASX
Combined type

AM/AL/AH

AM/AL/AH
Combined type

AZL

ACP

ACPF

ACPS

ACV

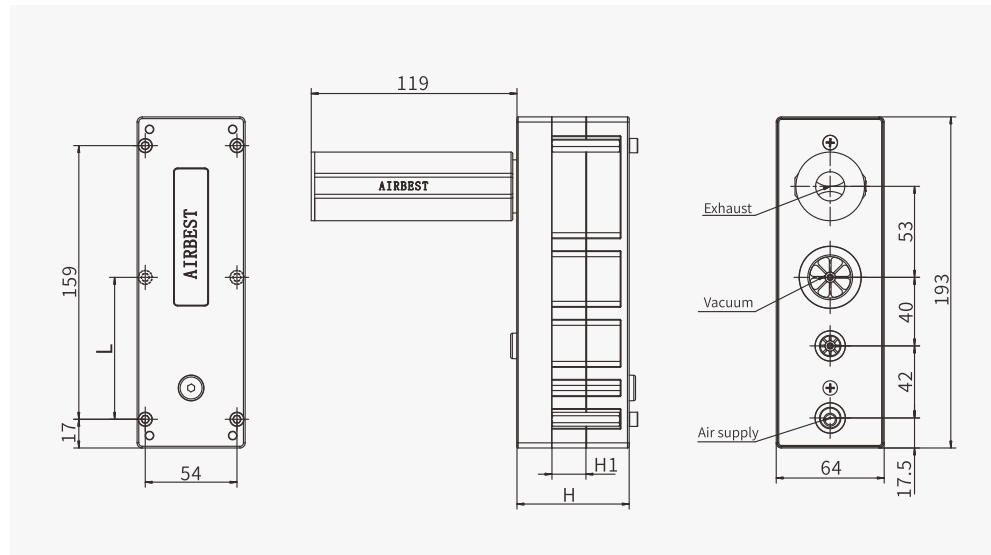
AQV

AZH

AZU

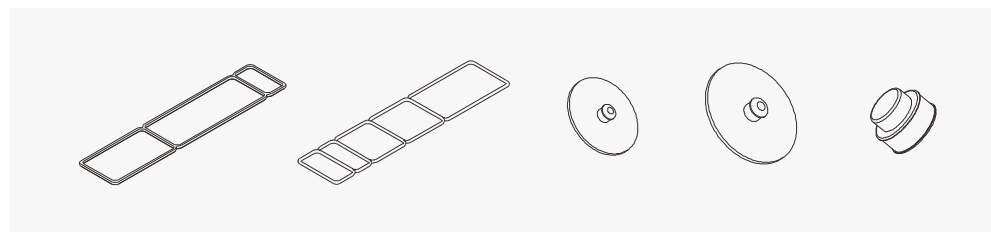
ASBP

Dimensions (mm)



Model/Size	H	H1	L
AM25-50L	45	—	—
AL25-50			
AH40			
AM75-100L	65	20	—
AL75-100			
AH120			
AM125-150L	85	40	82.7
AL125-150			

Repair kits



Model	Specification	Sealing			Repair kits code	Applicable vacuum pump
		Nil	F	E		
AM	50L	●	○	○	PK	AM25L, 50L; AL25, 50; AH40
	100L	●	○	○		AM75L, 100L; AL75, 100; AH120
	125L	●	○	○		AM125L, AL125
	150L	●	○	○		AM150L, AL150

Example: AM100L-E-PK

◇ Note: "●"-standard, in stock. "○"-selective, no stock.