

LTi45 SERIES

Robust linear units with
wheel- or rail guide
in stainless steel



- Open design, the width of the profile is 45 mm
- Guide system of hardened wheels or recirculating rail guide, size -20-
- Toothed belt type AT10, 16 mm wide, in FDA blue version
- Double carriage design for high load
- C45 guide wheel system is very resistant to pollution
- Recirculating ball rail guide for heavy loads
- All components in inox material

TECHNICAL DATA

LTi45-TRB-C45

LTi45-TRB-S20i

Maximum stroke*	mm	5.500	3.000
Maximum speed	mm/s	1.500	1.500
Maximum acceleration	m/s ²	30	30
No load torque	Nm	0,2	0,6
Repeatability	mm	± 0,1	± 0,1
Movement per revolution	mm	200	200

* longer lengths on request

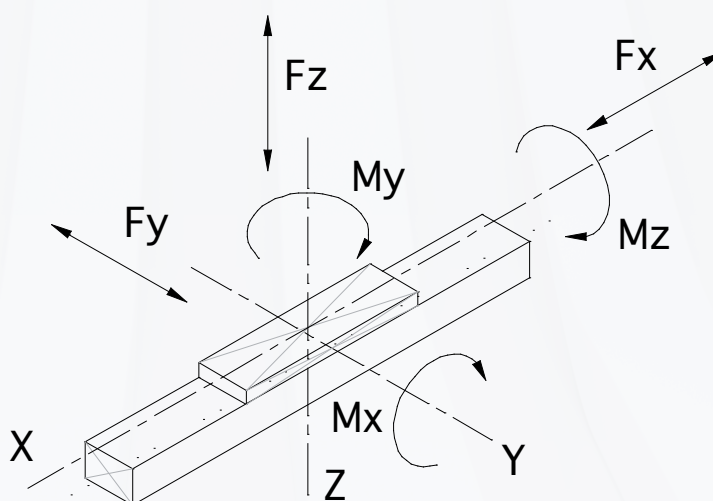
ALMOTION

LTi45 SERIES

TECHNICAL DATA

Load capacity

		LTi45-TRB-C45	LTi45-TRB-S20i	LTi45-TRB-S20iD
Mx	Nm	80	140	680
My	Nm	120	280	560
Mz	Nm	8	140	680
Fx	N	2.100	2.100	2.100
Fy	N	1.600	3.600	8.000
Fz	N	860	3.600	8.000



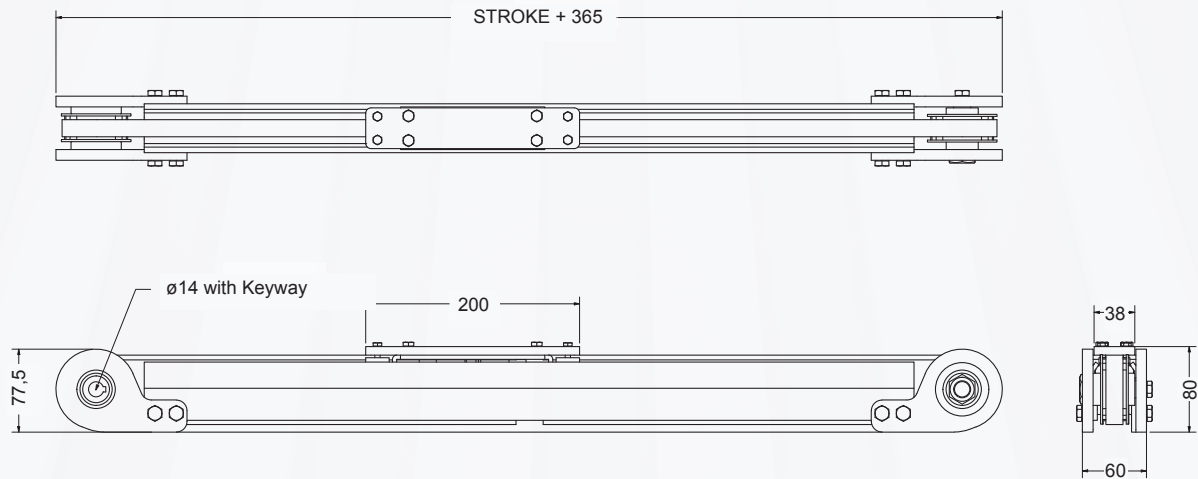
WEIGHTS (KG)

	LTi45-TRB-C45	LTi45-TRB-S20	LTi45-TRB-S20D
Unit weight 0 mm stroke	5,00	5,10	5,60
Weight per 100 mm stroke	0,40	0,45	0,45
Mass of carriage	0,70	0,90	1,10

ALMOTION LTi45 SERIES

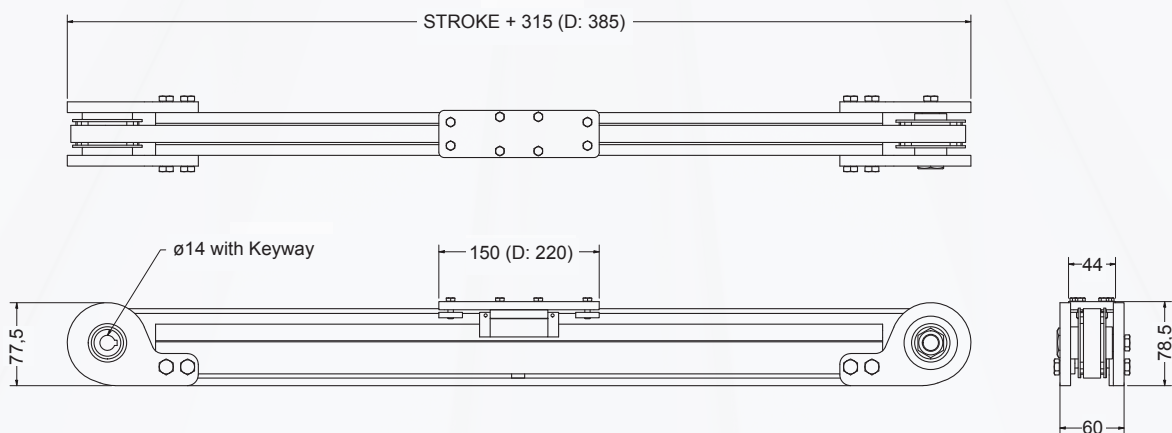
DIMENSIONS

DIMENSIONS LTi45-TRB-C45



Threadholes for mounting are made on customerspecifications.

DIMENSIONS LTi45-TRB-S20i / S20i-D



Threadholes for mounting are made on customerspecifications.

Worldwide support for linear units.
Please contact us for your local
technical assistant.

LINEAIRTECHNIEK® by **ALMOTION**®

Almotion bv

Nijverheidsweg 14
6662 NG ELST (Gld)
The Netherlands
T : 0031 85 0491 777
F : 0031 85 0491 770
E : info@almotion.nl
I : www.almotion.nl
I : www.linearmotion.nl
I : www.lineairegeleiding.nl

ISO 16016:2000

Technical product documentation - Protection notices for restricting the use of documents and products.