

RAPID Fittings Nickel-Plated Brass (Push-on)



Rapid brass

Operating pressure: Technical vacuum up to maximum pressure as stated in the respective specification table under PN.

Temperature range: -40 °C to +120 °C

(for restrictions see specification table)

Application

RAPID fittings are used with aggressive gaseous and liquid media, where elastomer seals are not resistant. With guide cone and Cap nut these fittings are particularly suited to very harsh operating conditions.

CHARACTERISTICS

BODY MATERIAL / SUITABILITY

Nickel-plated brass CuZn39Pb3, galvanically nickel-plated. Suitable for many neutral gaseous and liquid media, especially compressed air, water, hydraulic oil etc. Special version chemically nickel-plated with FKM seal ring, FDA compliant.

Other materials see relevant products

TUBE

Outside diameter [mm]	4.3/3 5/3 6/4 8/6 10/8	11.5/9 12/9 12/10 15/12.5 17.6/13
-----------------------	--------------------------------	---

Permitted tolerance outside D	±0.1	±0.15
-------------------------------	------	-------

Permitted tolerance inside d	±0.1	±0.15
------------------------------	------	-------

Permitted wall thickness tolerance	±0.1	±0.15
------------------------------------	------	-------

With very soft tubes, for example PVC tubes, variations in the outside diameter or wall thickness of up to + 5/10 are allowable. In case of doubt please ask.

Permitted grades Polyamide (PA), polyurethane (PU), polyethylene (PE), fabric reinforced PVC, fluoropolymer (FEP) (PFA)

THREAD

External thread "M" cylindrical thread: Metric ISO thread M5, M6 and M7.

External thread "G" cylindrical thread: Whitworth pipe thread DIN ISO 228-1 G 1/8 to G 1/2.

External thread "R" cylindrical thread: Whitworth pipe thread DIN 2999-1 and ISO 7/1 R 1/8 to R 1/2. Dimensions constructed so there can be pairing with internal thread according to DIN ISO 228-1.

Internal thread "G" cylindrical thread: Whitworth pipe thread DIN ISO 228-1 G 1/8 to G 1/2.

OPERATING PRESSURE / TEMPERATURE

Metal version	PN 25	T _{min} -40 °C T _{max} +120 °C	Means that the fitting can be used up to the given nominal pressure PN within the specified temperature range "T". Allowable operating pressure and operating temperature of pipe/tube must be observed!
---------------	-------	---	--

THREAD SEAL

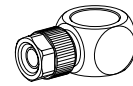
Cylindrical threaded nipple Seal with sealing rings made of copper, fibre, aluminium, polyamide or hard PVC.

Conical threaded nipple	External thread self-sealing with pre-coating "D"	Film with non-reactive mineral solid materials, non-adhesive. Resistant to air, water, motor oils etc. in temperature range of -40 °C to +120 °C.
-------------------------	---	---

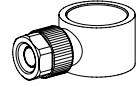
Straight, 90° elbow and T-adaptors, male	not suitable for rotating or oscill. movements	Some types of fittings are 360°-swivelling to facilitate adjustment during assembly.
--	--	--

Banjo Ring Piece												
Product group	11	PN 25	T _{min} - 20 °C T _{max} +120 °C	Nickel-plated brass								
for tube D/d	for hollow screw	L2*	H	d4	S1	S4 and D4	Weight in [g]	Type	Order number	Price		
4.3/3	M 5	15.5	9	5.1	7	9	7.3	161M-43/3S-M5	303404	o. r.		
4.3/3	G 1/8	18	14	10.1	7	14	15.2	161M-43/3S-1/8	303406	o. r.		
5/3	M 5	15.5	9	5.1	7	9	6.9	161M-5/3S-M5	303407	o. r.		
5/3	G 1/8	18	14	10.1	7	14	15.2	161M-5/3S-1/8	303409	o. r.		
6/4	M 5	16.5	9	5.1	8	9	7.5	161M-6/4S-M5	303410	o. r.		
6/4	G 1/8	21	14	10.1	10	14	20	161M-6/4S-1/8	303414	o. r.		
6/4	G 1/4	23	14	13.4	10	18	26.9	161M-6/4S-1/4	303415	o. r.		
6/4	G 3/8	26.5	14.5	16.7	10	21	22.9	161M-6/4-3/8	303466	o. r.		
6/4	G 1/2	29	14.5	21	10	26	35.3	161M-6/4-1/2	303467	o. r.		
8/6	G 1/8	21	14	10.1	12	14	22.1	161M-8/6S-1/8	303420	o. r.		
8/6	G 1/4	23	14	13.4	12	18	28.7	161M-8/6S-1/4	303421	o. r.		
8/6	G 3/8	24.5	14.5	16.7	12	21	24.6	161M-8/6-3/8	303472	o. r.		
8/6	G 1/2	29	14.5	21	12	26	34.9	161M-8/6-1/2	303473	o. r.		
10/8	G 1/8	22.5	14	10.1	13	14	24.3	161M-10/8S-1/8	303429	o. r.		
10/8	G 1/4	24.5	14	13.4	13	18	31	161M-10/8S-1/4	303430	o. r.		
10/8	G 3/8	28	14.5	16.7	13	21	27.5	161M-10/8-3/8	303481	o. r.		
10/8	G 1/2	30.5	14.5	21	13	26	39.3	161M-10/8-1/2	303482	o. r.		
11.5/9	G 3/8	29.5	14.5	16.7	15	21	31	161M-115/9-3/8	303484	o. r.		
12/9	G 3/8	29.5	14.5	16.7	15	21	32	161M-12/9-3/8	303487	o. r.		
12/10	G 3/8	29.5	14.5	16.7	15	21	31	161M-12/10-3/8	303493	o. r.		
12/10	G 1/2	32	14.5	21	15	26	39.1	161M-12/10-1/2	303494	o. r.		
15/12.5	G 1/2	34.5	14.5	21	19	26	47.8	161M-15/125-1/2	303498	o. r.		
17.6/13	G 1/2	34.5	14.5	21	19	26	46	161M-176/13-1/2	303500	o. r.		

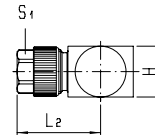
Illustration



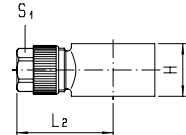
Version M5 to G 1/4



Version G 3/8 to G 1/2



Version M5 to G 1/4



Version G 3/8 to G 1/2

