Modular units B series
Soft-start valves, 1/2"

Main features

Code	Item	Size	Connection	Function	Symbol
091047	B44GA01	4	1/2"	Soft-start valve	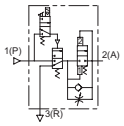



Technical data

Item	B44..A..
Size	4
Connection	1/2"
Actuation	Electrical
Fluid	Compressed air
Pressure range	2 ÷ 10 bar
Maximum inlet pressure	15 bar
Temperature range	0°C ÷ +50°C
Flow	See table on page 3.4.182
Coil (to be ordered separately)	ASA12 (see page 2.315.10)
Connector (to be ordered separately)	A122 (see page 2.318.12)
Weight	800 g

Notes

Assembling modular components require "T" type bracket type B..Z105, to be ordered separately, see page 3.4.303
For mounting accessories, to be ordered separately, see from page 3.4.300
Units are supplied complete with exhaust silencer. Coils and connectors are to be ordered separately, see from page 2.315.1
For spare parts see from page 3.4.400
For assembled groups see from page 3.4.500

ALMOTION B.V. Nijverheidsweg 14 | 6662 NG Elst (Gld) | The Netherlands t +31(0)85 0491 777 e info@almotion.nl
www.almotion.nl | www.lineairegeleiding.nl | www.lineairegeleidingshop.nl | www.linearmotion.nl

Modular units B series
Soft-start valves, 1/2"

Code key

Series	Size (1)	Connection (1)	Thread	Modular unit	Type
B	**4**	**4**	**G**	**A**	**01**

- B
- 4
- 4 = 1/2"
- G = Gas
- N = NPT
- A = Soft-start valve
- 01 = With square pressure-gauge
- 01T = With adapter for round pressure-gauge*
- 01P = With PNP digital pressure-switch
- 01N = With NPN digital pressure-switch

How to order

Series	Size	Connection	Thread	Modular unit	Type
B	**4**	**4**	**G**	**A**	**01**

Notes

Options in the same grid are alternative to each others.
(1) Standard combination between size and connection are highlighted by the links in the code key table above. For further non-standard combinations, please contact the sales department.
*Round pressure-gauges are to be ordered separately, see from page 3.30.1
For standard materials, see the table below.
Assembling modular components require "T" type bracket B..Z105, to be ordered separately, see from page 3.4.300
For other mounting accessories, see from page 3.4.300.
For spare parts, see from page 3.4.400; For gauges see from page 3.4.450
For assembled groups code key, see from page 3.4.500

Standard materials

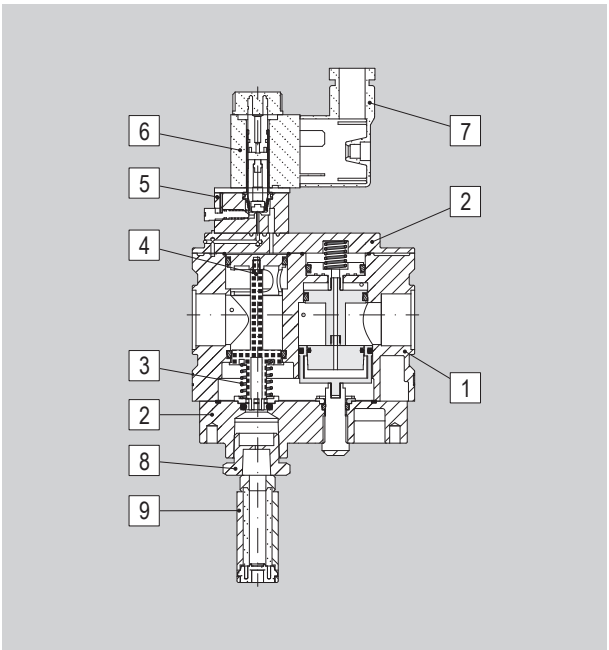

Position	Description	Material
1	Body	Aluminium alloy
2	Cover	Aluminium alloy
3	Spring	Stainless steel
4	Piston	Copper
5	Solenoid valve seat	Aluminium alloy
6	Coil*	Acetalic resin
7	Connector*	Acetalic resin
8	Exhaust	Aluminium alloy
9	Silencer	Polyethylene

*To be ordered separately, see from page 2.315.1

ALMOTION B.V. Nijverheidsweg 14 | 6662 NG Elst (Gld) | The Netherlands t +31(0)85 0491 777 e info@almotion.nl
www.almotion.nl | www.lineairegeleiding.nl | www.lineairegeleidingshop.nl | www.linearmotion.nl

Modular units B series
Soft-start valves, 1/2"

Flow diagram

Switching pressure
from low-speed air supply
to high-speed air supply

Series: **B44..A**

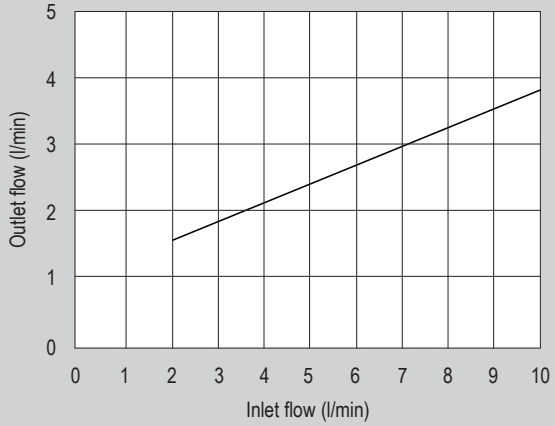

Needle valve flow features
low speed air supply

Series: **B44..A**

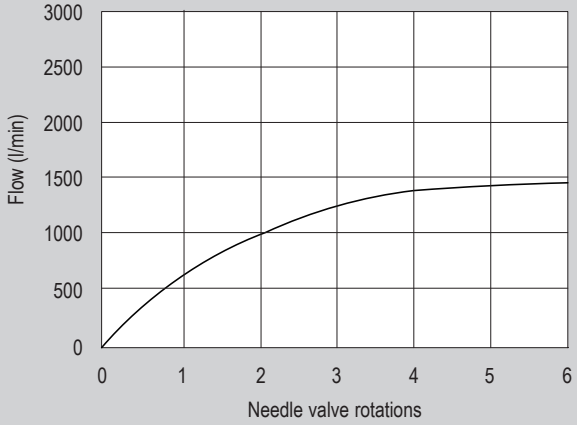

ALMOTION B.V. Nijverheidsweg 14 | 6662 NG Elst (Gld) | The Netherlands t +31(0)85 0491 777 e info@almotion.nl
www.almotion.nl | www.lineairegeleiding.nl | www.lineairegeleidingshop.nl | www.linearmotion.nl

Modular units B series
Soft-start valves, 1/2"

Standard dimensions

Series: **B44..A01**

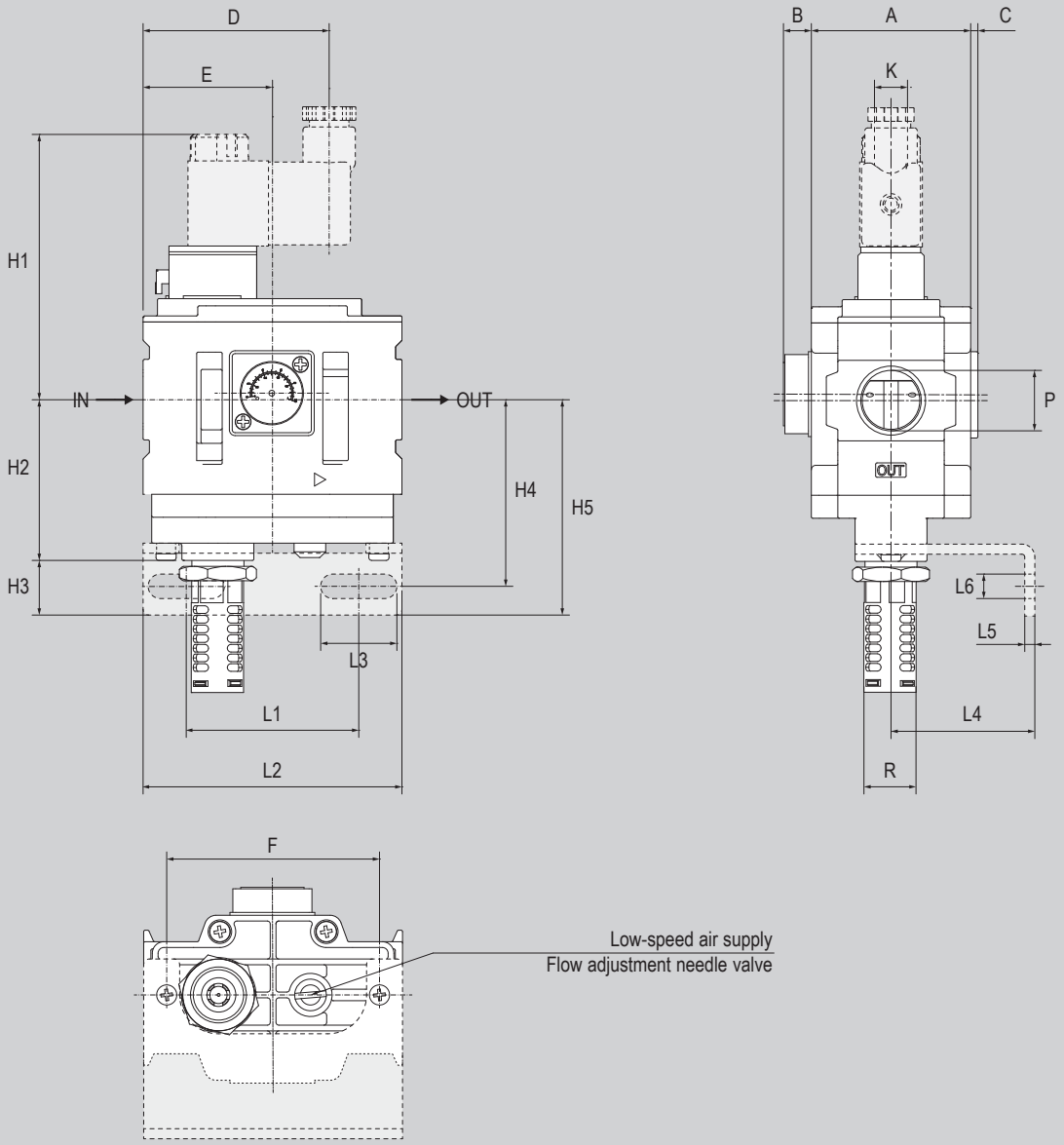

Size	Connection (P)	A	B*	C	D	E	F	H1	H2	H3	H4	H5	ØK	L1	L2	L3	L4	L5	L6	R
4	1/2"	55,4	9,7	2,5	64,7	45	74	92	55,8	19	64,8	74,8	3,5	60	90	26,5	50	3,5	8,5	25

* For 01 type only

ALMOTION B.V. Nijverheidsweg 14 | 6662 NG Elst (Gld) | The Netherlands t +31(0)85 0491 777 e info@almotion.nl
www.almotion.nl | www.lineairegeleiding.nl | www.lineairegeleidingshop.nl | www.linearmotion.nl